

# SHELVING SYSTEMS



**CORE OF YOUR RETAIL  
SPACE**

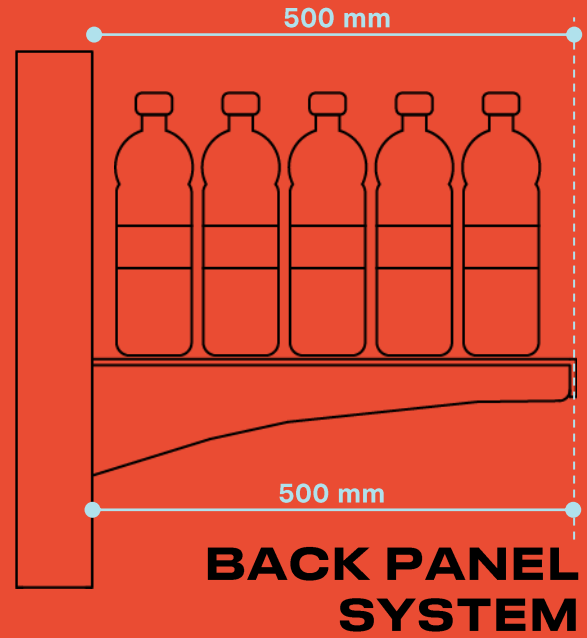
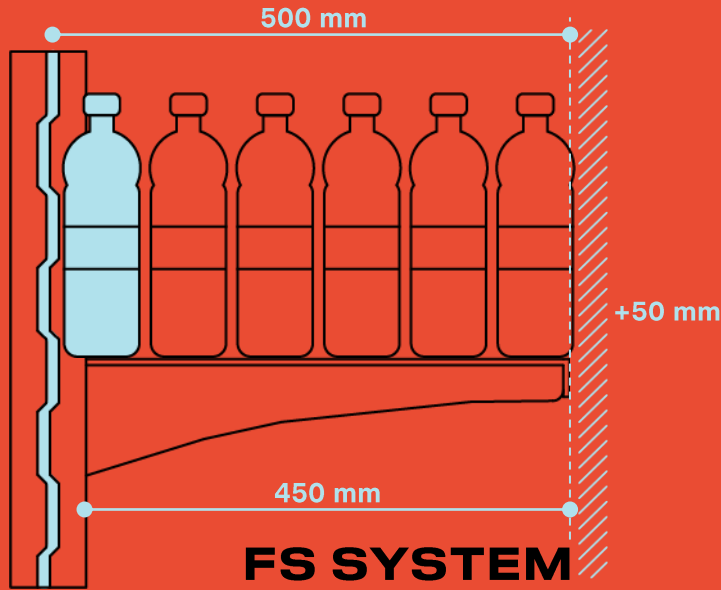
**M<sup>2</sup>DERN EXPO**



The core of Modern  
Expo Shelving is the  
**FS System** with  
middle back panel

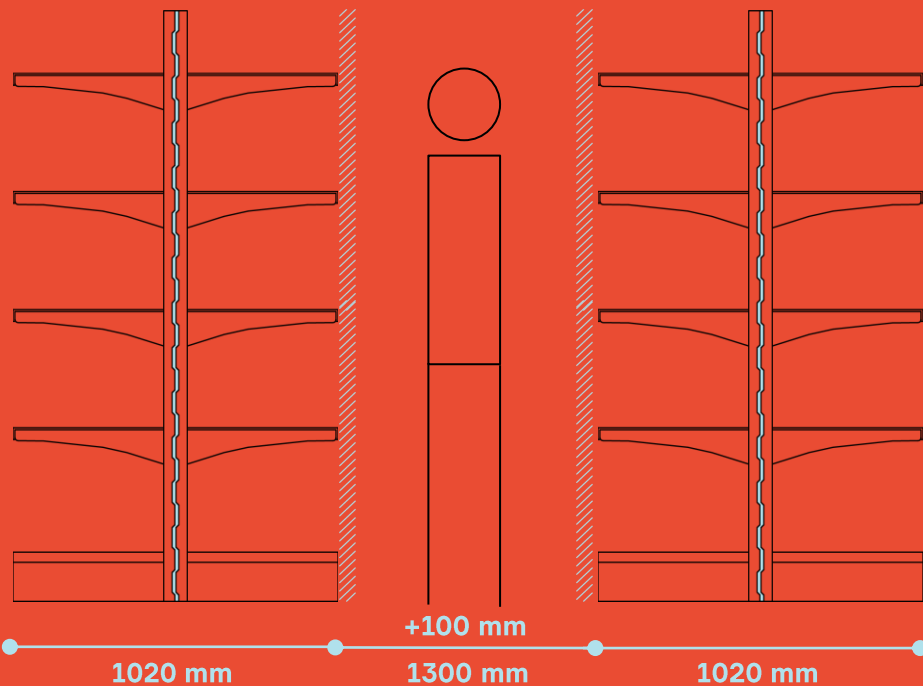
The FS system is designed to maximize the efficiency of the shopping space

Receive extra **50 mm** useful depth on each shelf, using the space which wasn't utilized between two back panels

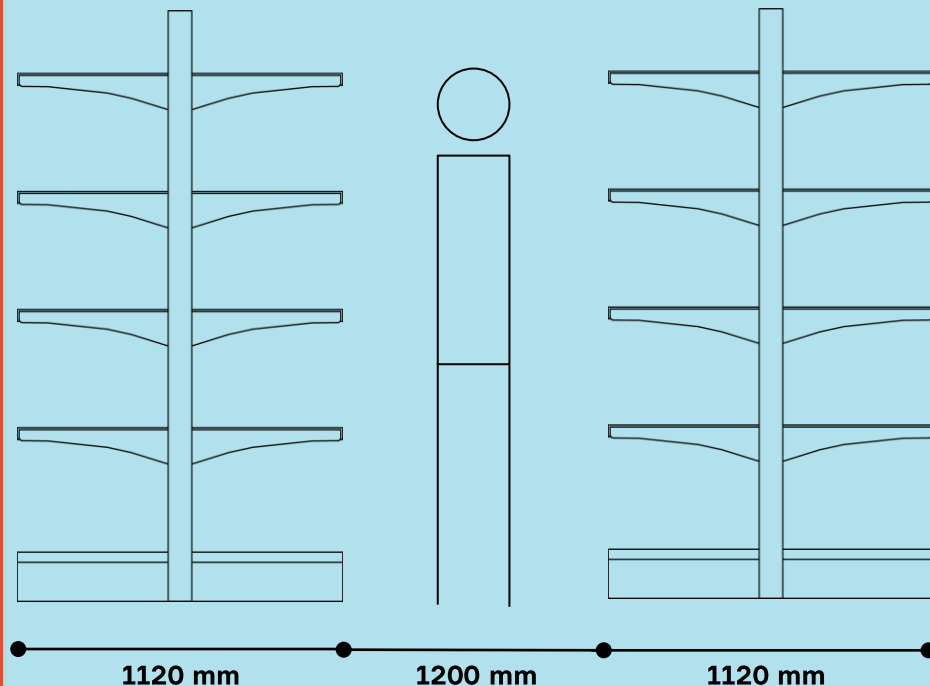


Increase the passage without  
reduction of the shelves useful depth

## FS SYSTEM



## BACK PANEL SYSTEM

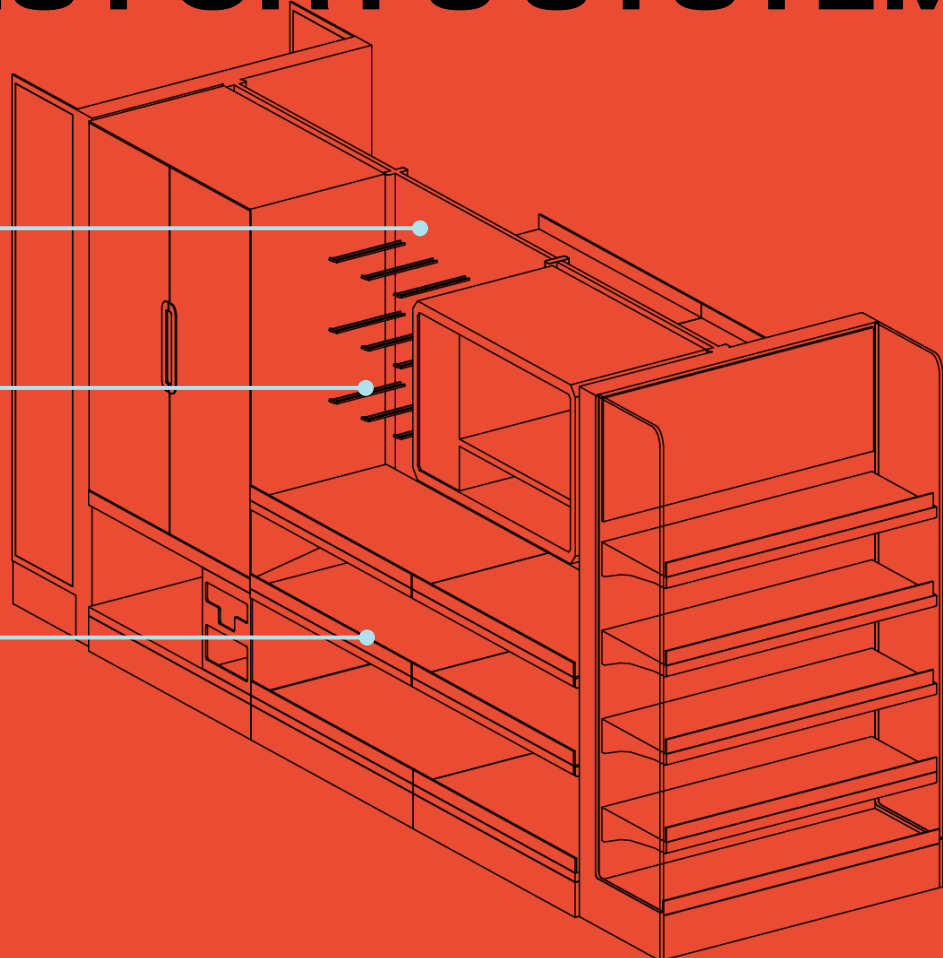


# ACCESSORIES FOR FS SYSTEM

Wired back panel

Hooks for (with or without price holders)

Wired Barriers and dividers





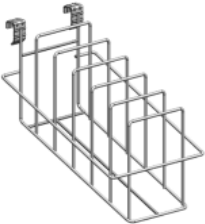
# CUSTOMIZED HOOKS FOR DIFFERENT RETAIL FORMATS

**TEXTILE**

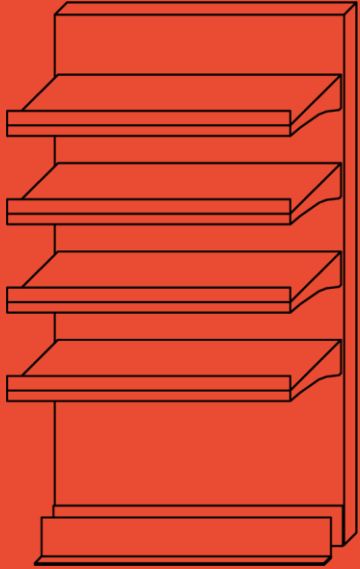
**POPULAR**

**SPORT**

**HOUSEHOLD  
APPLIANCE**



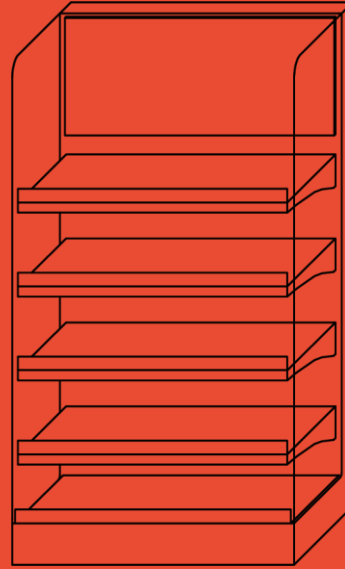
# DIFFERENT TYPES OF GONDOLA END



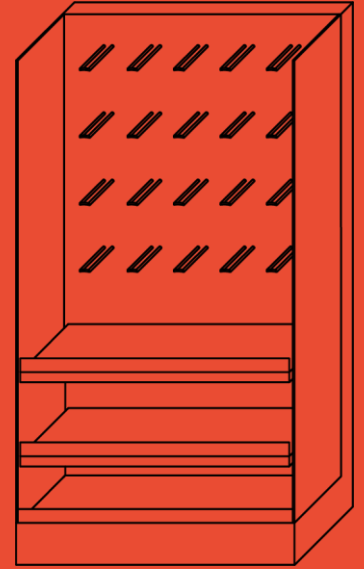
**STANDARD  
SOLUTION WITH A  
POSSIBILITY FOR  
FREEZER  
INSTALLATION**



**PREMIUM PROMO  
SOLUTION**





**PROMO SOLUTION**



**ROUNDED  
SOLUTION**

# FRONT UPRIGHT

Shelving with a front upright designed for high-load capacity and can withstand even 1000 kg load on one section






**The Wire Shelving System with Middle Back Panel is a premium solution aiming to maximize the efficiency of the shopping space and product visibility. The sleek and modern design will complement any store aesthetic.**

- **Eye-catching design**
- **Maximize the visibility of your goods for different retail formats**
- **Modular solution**
- **LED lighting for the best product exposition**



- **Eye-catching design**
- **Maximize the visibility of your goods for different retail formats**
- **Modular solution**
- **LED lighting for the best product exposition**



# FS SHELVING SYSTEM – MIDDLE BACK PANEL SOLUTION

## FEATURES:

- The most efficient use of shopping space
- The best solution for island units
- Design and building options are tailored to the store's concept and provide the most efficient use of shopping areas
- Huge quantity of accessory
- LED lighting for hinged shelves
- Wire shelf and back panel as an options

## TECHNICAL SPECIFICATION:

- Width (W), mm: 665, 1000, 1250, 1330
- Shelves depth (D), mm: 250, 300, 350, 400, 450, 500, 550, 600, 650, 700, 750
- Height (H), mm: 1320, 1473, 1625, 1778, 1930, 2082, 2235, 2387
- Inclining angle for hinged shelves, °: -1, 15,
- Upright profile, mm: 80\*30, 100\*30
- Perforation pitch, mm: 25.4
- Base shelf level height, mm: 128-178



# KM SHELVING SYSTEM — BACK PANEL SOLUTION

## FEATURES:

- Reliable equipment base for different retail formats
- The best solution for wall units
- A perfect and practical solution for different retail formats and everyday usage
- Wide range of accessories
- Storage racks integration
- LED lightings for hinged shelves

## TECHNICAL SPECIFICATION:

- Width (W), mm: 665, 1000, 1250, 1330
- Shelves depth (D), mm: 270, 300, 370, 400, 470, 500, 570, 600, 670,
- Height (H), mm: 1320, 1473, 1625, 1778, 1930, 2082, 2235, 2387
- Inclining angle for hinged shelves, °: -1, 15,
- Upright profile, mm: 80\*30, 100\*30
- Perforation pitch, mm: 25.4
- Base shelf level height, mm: 128-178

